



# Guide to Enabling Secure Payment Processing on Your Site

A guide to accepting and managing online payments for e-commerce



BUSINESS GUIDE



## CONTENTS

---

<b>Introduction:</b>	<b>1</b>
<b>Getting Started: Setting Up Your Internet Merchant Account</b>	<b>2</b>
1. Identify the acquirer you will work with.	2
2. As you consider acquirers, evaluate your current banking relationships.	2
3. Complete the acquirer's application	2
4. Have the acquirer set up your account to process payments with VeriSign Payment Services	2
5. Register with VeriSign	2
<b>Building Your Online Store</b>	<b>3</b>
<b>Understanding the Basics of Credit Card Processing</b>	<b>3</b>
A. The VeriSign credit card process flow	3
<b>Overview: VeriSign Payflow</b>	<b>4</b>
A. Payflow Link	5
B. Payflow Pro	5
C. Supported Platforms	5
D. Development Language Support	6
E. VeriSign Merchant Manager	6
F. Global Currency Support	6
G. Customer Service	6

**Introduction**

Running an online business can be an overwhelming task. Extending a business to the Web and opening an e-commerce storefront requires merchants to master many tasks-not only Web site development and design, but also maintaining the confidentiality and security of consumer data and accepting and processing payments. VeriSign takes the headache out of payment processing by managing a secure, reliable and low-cost solution for accepting payments.

VeriSign's Payment Services provides the ideal payment transaction platform for merchants who want to conduct business on the Internet. Your Internet needs may be limited to entering customer orders and processing transactions, or you may be conducting a large-scale e-commerce enterprise solely on the Internet. Regardless of your business's size or demands, VeriSign delivers the right solution: a fast, scalable, and reliable Internet payment platform that enables companies to authorize, process, and manage multiple payment types. VeriSign Payment Services brings affordability, flexibility, and convenience to Internet payment processing by combining a flat-fee monthly pricing model with a growing menu of services and solutions for merchants, financial institutions, resellers, and developers. As soon as you set up your merchant account and implement VeriSign's services, you will be able to accept payments through credit cards, debit cards, ACH and electronic checks. And as your business expands and changes, VeriSign's portfolio of services lets you adapt your site's payment processes to your changing needs.

This guide explains the key issues related to online payments and describes VeriSign Payflow payment processing solutions. We invite you to see and try VeriSign Payment Services at:  
<http://www.verisign.com/products/payment.html>

## Getting Started: Setting Up Your Internet Merchant Account

The first step toward building an e-commerce site and accepting your customer's payments electronically is to acquire an Internet Merchant Account with an acquiring bank for accepting bankcards. Following are some tips for merchants who do not already have an Internet Merchant Account.

### 1. Identify the acquirer you will work with.

Not all banks currently support Internet Merchant Accounts. VeriSign has partnered with several Merchant Account providers and can recommend an acquirer that will work with VeriSign's payment products. Expect to pay fees to your acquiring bank for an Internet Merchant Account.

### 2. As you consider acquirers, evaluate your current banking relationships.

- If you have a banking relationship, currently accept credit cards, and would like to accept credit cards over the Internet: You may need to open an Internet-specific merchant account with your bank. Contact your bank to determine if your existing account will allow you to process Internet-based credit card sales. You will need to make sure the bank can set you up to use VeriSign Payment Services for credit card processing.
- If you have a banking relationship, but don't accept credit cards:  
Check with your bank to determine if it can provide you with an Internet Merchant Account.

When you do set up your merchant account with an acquirer, you may be able to deposit funds into your existing business checking account.

### 3. Complete the acquirer's application.

VeriSign's strategic partnership with merchant account providers streamlines the application process, when you purchase your payment solution. Visit <http://verisign.com/products/payflow/merchant.html> for more information.

### 4. Have the acquirer set up your account to process payments with VeriSign Payment Services.

Make sure that your bank is able to process credit cards using one of the following processing centers:

- Paymentech
- EDS
- First Data Merchant Services
- Norwest
- Nova
- TeleCheck
- Vital

### 5. Register with VeriSign.

When you receive your Internet Merchant Account, you will be assigned an identification number. This information must be supplied to VeriSign for configuring your account on the VeriSign server.

The process for obtaining an Internet Merchant Account can take from two weeks to a month, so plan the process and your deadlines accordingly.

In the meantime, you may sign up for a free trial at <http://www.verisign.com/products/payflow/select.html> so you can get acquainted with transaction processing on VeriSign Payment Services.

## Building Your Online Store

Once you've obtained your Internet Merchant Account, the next step is to build your online storefront.

### Build payment solution into your own e-commerce application

If you want to maximize control over your customers' e-commerce experience, you require a completely customizable payment processing solution. VeriSign provides a client software payment solution that you can download from the VeriSign Web site, integrate into your storefront, and configure to exactly suit your needs.

Learn more about these options at <http://www.verisign.com/products/payflow/partners/index.html>

## Understanding the Basics of Credit Card Processing

After getting an Internet Merchant Account and building your e-commerce site, you're ready to integrate payment processing services. The steps involved in credit card processing can be complicated. The following description should help to clarify the process.

### The VeriSign credit card process flow

The following diagram and list outlines VeriSign's credit card authorization process:

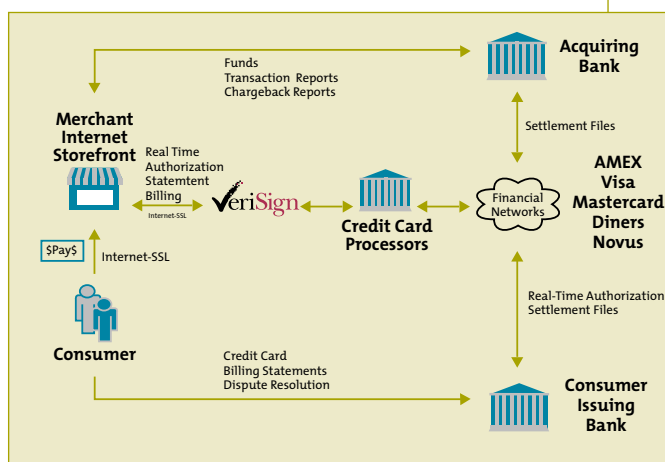
1. **The consumer places an order.** The customer places an order at your Internet storefront, using his or her payment method of choice.
2. **The transaction is processed.** The VeriSign Payment Service provides secure, real-time connectivity from your storefront to VeriSign's Internet payment platform. VeriSign securely routes the transaction through the financial network to the appropriate banks, ensuring that customers are authorized to make their purchase.

VeriSign uses a client/server architecture for performing transaction processing. The client is installed on your merchant site and integrated with your e-commerce application. The client is available on all major Web server platforms in a variety of formats to support integration requirements including DLL, COM, Site Server, Java Native Interface, executable binary, or application library. The client is also pre-integrated with several shopping cart and store management systems including Openshop, Mercantec SoftCart, Inex, and Open Market ShopSite.

For transaction authorization, the VeriSign client software establishes a secure link with the VeriSign processing server over the Internet using an SSL connection, and transmits the encrypted transaction request. The VeriSign server, which is a multi-threaded processing environment, receives the request and transmits it over a private network to the appropriate financial processing network.

3. **The transaction is approved or denied.** When the authorization response is received from the financial network, the response is returned via the same session to the client on your site. The client completes the transaction session by transparently sending a transaction receipt acknowledgment to the server before disconnecting the session.  
The whole transaction is accomplished in less than three seconds! This includes confirmation back to the customer and the merchant. If the transaction is approved, funds will be transferred to your merchant account.
4. **The transaction is confirmed.** VeriSign confirms that the transaction has been securely routed and processed. As proof of a securely processed transaction, both the customer and you, the merchant, receive a transaction confirmation number and the VeriSign Payment Services secure seal.
5. **Use VeriSign's tools to manage your transactions and your site.** You can use VeriSign's tools to manage your transaction activities. A suite of features includes a transaction terminal, pre-defined or customized reports, search tools, and much more.

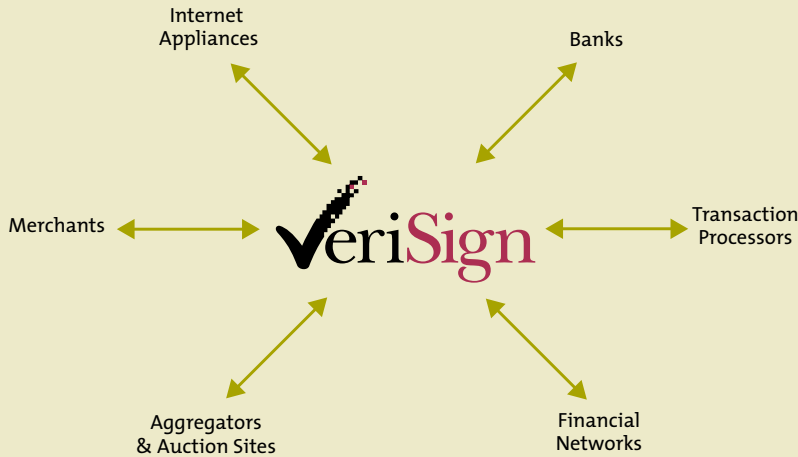
For an overview of the payment process, see <http://www.verisign.com/products/payment.html>



### Overview: VeriSign Payflow

Payflow<sup>SM</sup>, part of VeriSign's Payment Services family, is an Internet service providing high-quality, low-cost payment connectivity between buyers, sellers, and financial networks. The Payflow service brings the Internet's "any-one-to-anyone" ease of connectivity to the payments industry.

Using Payflow, a merchant can connect to any bank, transaction service, or form of payment without worrying about the underlying technology. Customers can pay with a variety of financial instruments, including checking accounts, savings accounts, and credit cards, quickly and simply.



Payflow hides the complexity of payment

On the merchant side, VeriSign Payment Services connectivity technology works with all major shopping carts and e-commerce systems. Merchants can select the shopping cart system and storefront system that best suits their needs, and be confident that VeriSign can make the connections.

For the merchant, VeriSign offers:

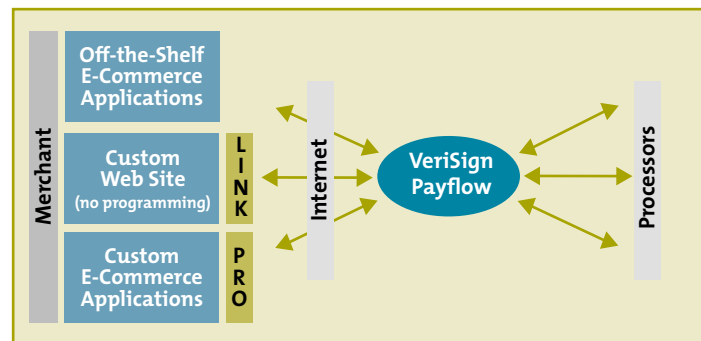
- **Lower Connectivity Cost:** Connecting to the payment networks over the Internet through VeriSign costs less to set up and maintain than leased lines or modem connections.
- **Better Connection Quality:** VeriSign manages high-bandwidth, fault-tolerant network connections to the processing networks.
- **More Payment Options:** Merchants can add new payment types without having to install new software.
- **Increased Flexibility:** Merchants can switch banking relationships and continue to use the same installed software to process payments with the new bank.

On the processor side, VeriSign works with all of the major processing and bank networks. You can simply select an appropriate shopping cart, e-commerce package, or VeriSign-provided software development kit (SDK) and know that VeriSign will make the necessary connections to the transaction processing services.

VeriSign Payment Services can be accessed three ways:

- **Payflow-enabled E-commerce Applications:** Many off-the-shelf e-commerce applications are pre-enabled to use VeriSign Signio Payflow payment processing.
- **Payflow Link:** This hosted order form service makes payment processing as simple as adding Web links to your e-commerce Web site.
- **Payflow Pro:** This software development kit gives you direct access to the Payflow payment processing API via a "thin client" network service.

In all cases, online registration and account management enables you to be up and running in minutes.



## Payflow Link

Payflow Link is a hosted order form service. It allows you to easily incorporate payment processing into your Web site without requiring any programming.

To use Payflow Link, simply add a Web link to the appropriate Web pages at your site. When a customer clicks this link, he or she is brought to a secure order form hosted by VeriSign. Transaction details encoded in the link are used to initialize the form. This includes SKU data, order amount, tax amount, and other order-specific parameters. At the Payflow Link order form, the consumer enters the required payment information and submits the form to execute the order.

Payflow Link, like all Payflow services, can handle a wide variety of payment types:

- Credit cards
- ACH transfer
- Electronic Check Verification and Guarantee

When orders are submitted, you are notified via e-mail. You can fetch the specifics of new orders from the VeriSign merchant Web site.

Payflow Link is ideal for merchants processing up to 1000 transactions per month. It is especially easy to implement and very affordable, with a low set-up cost and flat-fee billing. There is no long-term obligation.

## Payflow Pro

VeriSign's Payflow Pro gives merchants more control.

Payflow Pro gives you direct access to the Payflow payment processing API via a "thin-client" network service. The Payflow Pro client software, installed on your system, is a small (400k footprint) messaging agent that uses SSL and X.509 digital certificate technology to securely communicate with VeriSign's payment servers.

To use Payflow Pro, merchants pass payment transaction data to the client through a set name/value pairs or via an easier XML interface

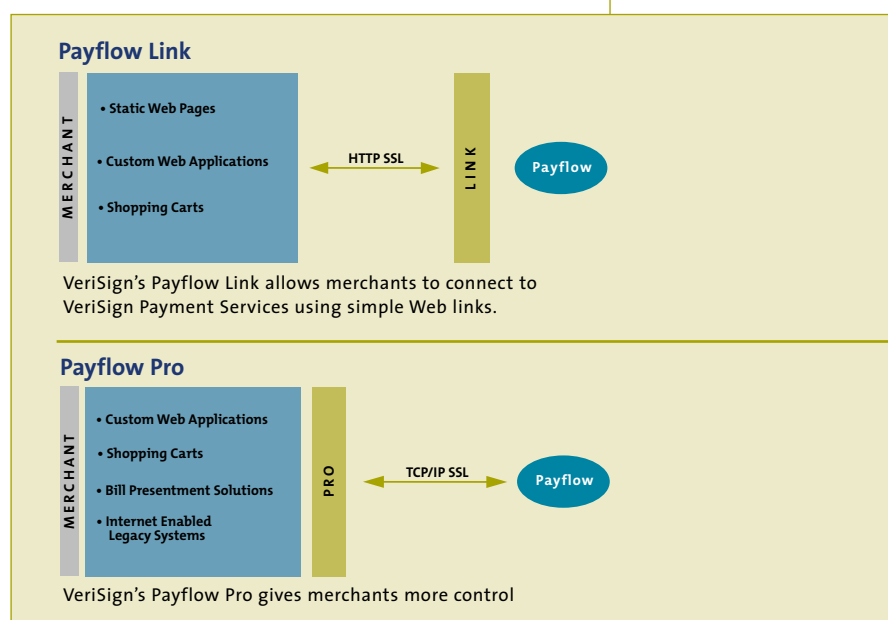
The Payflow client's only job is to securely pass the payment transaction data to VeriSign's payment servers for processing. The Payflow client does not contain any payment-specific logic. This means that VeriSign is able to introduce new services or transaction types at any time without upgrading the Payflow client

software. You can take advantage of a new service by simply adding the new parameter values it requires to your transaction requests.

Payflow Pro provides support through a single client interface for the following payment types:

- Credit cards
- Purchase cards, Level II & III
- ACH transfer
- Electronic Check Verification and Guarantee

Payflow Pro is ideal for merchants processing more than 1,000 transactions per month. It is robust and scalable up to hundreds of millions of transactions.



## Supported Platforms

The Payflow SDK is available for the following operating systems:

- Windows NT
- UNIX SUN Solaris ix86 2.6, 2.7 and SPARC 2.6, 2.7
- UNIX HP/UX 10.2
- UNIX SGI Irix 6.2
- UNIX Digital DEC Alpha
- UNIX BSDi 3.0, 4.0
- UNIX FreeBSD 2.X, 3.0, 4.0
- Linux ix86 2.X and Cobalt/MIPs
- IBM AIX
- IBM OS/400 V4R3

### Development Language Support

Payflow Pro includes a command line tool that can be called from a variety of applications, command shells, Perl, Web tools, and so on. Although this provides a straightforward means of submitting transactions, the creation of a new process for each payment submission does not scale well to high transaction volume. For tighter control and better performance, Payflow Pro also provides C/C++, Java, and Win32 COM APIs.

### VeriSign Merchant Manager

Payflow Manager is the administrative interface for VeriSign merchants. The Payflow Manager Web site provides user authenticated, SSL-based access to the following functions:

- **Transaction reporting.** Merchants can choose from a set of preset transaction reports, or create custom ad-hoc queries against the transaction database. Results are delivered as HTML tables, or as tab-delimited ASCII files, suitable for import into merchant accounting and reconciliation systems.
- **Virtual Terminal.** A Web-based set of forms is provided for manually entering transactions. These transactions can be authorizations, captures, credits or voids.
- **Merchant Configuration.** Merchants can review, edit and update their merchant profiles on the Manager Web site. New services, such as fraud screening and tax calculations can be enabled from here, along with the desired configuration settings.
- **Manual Capture and Settlement.** Merchants not using automated capture can use Manager to identify and select the order transactions that should be captured for settlement each night.

### Global Currency Support

The Payflow service has been designed to process any type of currency. VeriSign has relationships with processors to provide settlement in multiple currencies. And VeriSign is also developing additional relationships to support offshore deployment for international merchants.

### Customer Service

VeriSign provides free technical support to merchants and e-commerce application developers who are integrating support for VeriSign Payment Services into their products.

VeriSign's customer service and network operations center is staffed 24x7, with 24-hour email service for all customers. Telephone service is also available for Payflow Pro and Payflow Premium users.

Premium service includes priority handling of all incidents by telephone or e-mail, proactive notification of planned service outages, customized activity reports, and complimentary tickets to VeriSign user conferences.

For more information about VeriSign Payment Services, visit <http://www.verisign.com/products/payment.html>.

